

11 400m Individual Medley Women Heat

Official

Entries

Heats

Summary



Total





















13 years























14 years





















15 years





















16 years





Rank	Competitor	Age	Club	RT	PTS	Result	
1	Riley Ariella	16	Hamilton Aq...	0.76		5:05.51 Entry: 5:01.82 +3.69	Q
	50m: 30.65	100m: 1:06.88 (36.23)	150m: 1:45.87 (38.99)				
	200m: 2:24.40 (38.53)	250m: 3:09.15 (44.75)	300m: 3:54.20 (45.05)				
	350m: 4:30.81 (36.61)	400m: 5:05.51 (34.70)					
2	Quayle Bridie	16	Wharenui S...	0.81		5:13.13 Entry: 5:05.16 +7.97	Q
	50m: 33.00	100m: 1:10.82 (37.82)	150m: 1:49.96 (39.14)				
	200m: 2:29.19 (39.23)	250m: 3:13.78 (44.59)	300m: 3:59.00 (45.22)				
	350m: 4:36.37 (37.37)	400m: 5:13.13 (36.76)					
3	Wang Hope	13	Phoenix Aq...	0.65		5:19.42 Entry: 5:14.76 +4.66	Q
	50m: 33.86	100m: 1:14.45 (40.59)	150m: 1:55.91 (41.46)				
	200m: 2:36.36 (40.45)	250m: 3:21.28 (44.92)	300m: 4:06.14 (44.86)				
	350m: 4:43.61 (37.47)	400m: 5:19.42 (35.81)					
4	Lin Amber	14	North Shor...	0.68		5:20.87 Entry: 5:15.68 +5.19	Q
	50m: 32.09	100m: 1:09.29 (37.20)	150m: 1:50.37 (41.08)				
	200m: 2:31.23 (40.86)	250m: 3:17.90 (46.67)	300m: 4:05.78 (47.88)				
	350m: 4:44.29 (38.51)	400m: 5:20.87 (36.58)					
5	Lovell Nicola	16	Blenheim S...	0.75		5:21.47 Entry: 5:14.98 +6.49	Q
	50m: 33.46	100m: 1:12.55 (39.09)	150m: 1:55.15 (42.60)				
	200m: 2:37.43 (42.28)	250m: 3:21.28 (43.85)	300m: 4:06.78 (45.50)				
	350m: 4:45.07 (38.29)	400m: 5:21.47 (36.40)					
6	Carnie Hana	13	Wanaka Sw...	0.77		5:22.08 Entry: 5:16.96 +5.12	Q
	50m: 34.24	100m: 1:14.52 (40.28)	150m: 1:53.01 (38.49)				
	200m: 2:31.93 (38.92)	250m: 3:19.92 (47.99)	300m: 4:08.60 (48.68)				
	350m: 4:45.73 (37.13)	400m: 5:22.08 (36.35)					
7	Carter Violet	15	Ice Breaker...	0.77		5:26.04 Entry: 5:14.58 +11.46	Q
	50m: 33.57	100m: 1:13.50 (39.93)	150m: 1:55.93 (42.43)				
	200m: 2:36.07 (40.14)	250m: 3:22.89 (46.82)	300m: 4:10.58 (47.69)				
	350m: 4:49.48 (38.90)	400m: 5:26.04 (36.56)					
8	Conley Paige	15	Whanganui...	0.72		5:26.28 Entry: 5:17.18 +9.10	Q
	50m: 32.84	100m: 1:10.37 (37.53)	150m: 1:53.74 (43.37)				
	200m: 2:35.24 (41.50)	250m: 3:23.58 (48.34)	300m: 4:13.98 (50.40)				
	350m: 4:50.68 (36.70)	400m: 5:26.28 (35.60)					
9	Jury Mackenzie	14	Liz van Wel...	0.69		5:28.36 Entry: 5:19.08 +9.28	Q
	50m: 32.52	100m: 1:10.93 (38.41)	150m: 1:55.51 (44.58)				

	200m: 2:39.58 (44.07) 350m: 4:51.05 (39.14)	250m: 3:25.04 (45.46) 400m: 5:28.36 (37.31)	300m: 4:11.91 (46.87)		
10	 Vivian Olivia	14	 Wharenui S...	0.77	5:28.85 Entry: 5:28.22 +0.63 Q
	50m: 34.51 200m: 2:46.52 (46.03) 350m: 4:53.33 (37.71)	100m: 1:15.31 (40.80) 250m: 3:30.38 (43.86) 400m: 5:28.85 (35.52)	150m: 2:00.49 (45.18) 300m: 4:15.62 (45.24)		
11	 Kim Lani	14	 North Shore...	0.69	5:29.04 Entry: 5:18.86 +10.18 R1
	50m: 33.25 200m: 2:36.57 (41.58) 350m: 4:51.02 (38.58)	100m: 1:13.00 (39.75) 250m: 3:23.58 (47.01) 400m: 5:29.04 (38.02)	150m: 1:54.99 (41.99) 300m: 4:12.44 (48.86)		
12	 Johnson Olivia	15	 Murihiku S...	0.83	5:29.48 Entry: 5:32.88 -3.40 R2
	50m: 34.72 200m: 2:36.45 (40.35) 350m: 4:52.54 (40.27)	100m: 1:14.08 (39.36) 250m: 3:24.00 (47.55) 400m: 5:29.48 (36.94)	150m: 1:56.10 (42.02) 300m: 4:12.27 (48.27)		
13	 Scott Tessa	15	 St Paul's S...	0.72	5:29.63 Entry: 5:27.84 +1.79
	50m: 33.79 200m: 2:39.56 (42.83) 350m: 4:53.57 (37.49)	100m: 1:12.35 (38.56) 250m: 3:28.16 (48.60) 400m: 5:29.63 (36.06)	150m: 1:56.73 (44.38) 300m: 4:16.08 (47.92)		
14	 Yang Leah	16	 Howick Pak...	0.80	5:31.96 Entry: 5:28.93 +3.03
	50m: 33.22 200m: 2:40.48 (43.28) 350m: 4:54.89 (38.78)	100m: 1:11.65 (38.43) 250m: 3:27.66 (47.18) 400m: 5:31.96 (37.07)	150m: 1:57.20 (45.55) 300m: 4:16.11 (48.45)		
15	 McLaren Charlotte	15	 Trojans Swi...	0.71	5:32.09 Entry: 5:28.43 +3.66
	50m: 32.80 200m: 2:36.37 (42.13) 350m: 4:52.54 (41.79)	100m: 1:11.67 (38.87) 250m: 3:21.85 (45.48) 400m: 5:32.09 (39.55)	150m: 1:54.24 (42.57) 300m: 4:10.75 (48.90)		
16	 Sasamoto Rio	16	 Enterprise ...	0.68	5:32.89 Entry: 5:17.52 +15.37
	50m: 33.74 200m: 2:34.56 (41.08) 350m: 4:54.71 (38.72)	100m: 1:12.29 (38.55) 250m: 3:25.19 (50.63) 400m: 5:32.89 (38.18)	150m: 1:53.48 (41.19) 300m: 4:15.99 (50.80)		
17	 Delunel (V) Clara	16	 Olympique ...	0.73	5:33.05 Entry: 5:26.08 +6.97
	50m: 34.55 200m: 2:42.40 (43.00) 350m: 4:56.88 (39.30)	100m: 1:16.22 (41.67) 250m: 3:29.71 (47.31) 400m: 5:33.05 (36.17)	150m: 1:59.40 (43.18) 300m: 4:17.58 (47.87)		
18	 Hanley Ella	15	 Tawa Swim...	0.70	5:33.16 Entry: 5:31.70 +1.46
	50m: 34.15 200m: 2:41.13 (43.27) 350m: 4:55.76 (39.14)	100m: 1:13.98 (39.83) 250m: 3:28.24 (47.11) 400m: 5:33.16 (37.40)	150m: 1:57.86 (43.88) 300m: 4:16.62 (48.38)		
19	 Nettle Phoebe	14	 Trojans Swi...	0.67	5:34.00 Entry: 5:29.92 +4.08
	50m: 33.01 200m: 2:38.84 (43.28) 350m: 4:57.65 (38.12)	100m: 1:11.53 (38.52) 250m: 3:28.85 (50.01) 400m: 5:34.00 (36.35)	150m: 1:55.56 (44.03) 300m: 4:19.53 (50.68)		

20	 Blackmore Isabelle	16	 St Paul's S...	0.56	5:37.65 Entry: 5:35.72 +1.93
	50m: 35.55	100m: 1:18.56 (43.01)	150m: 2:02.88 (44.32)		
	200m: 2:46.56 (43.68)	250m: 3:32.45 (45.89)	300m: 4:19.94 (47.49)		
	350m: 4:59.05 (39.11)	400m: 5:37.65 (38.60)			
21	 McKague Adriana	14	 Pirates Swi...	0.70	5:37.95 Entry: 5:47.32 -9.37
	50m: 36.42	100m: 1:20.19 (43.77)	150m: 2:04.75 (44.56)		
	200m: 2:49.18 (44.43)	250m: 3:34.81 (45.63)	300m: 4:22.56 (47.75)		
	350m: 5:00.96 (38.40)	400m: 5:37.95 (36.99)			
22	 Lu Eve	14	 Parnell Swi...	0.74	5:39.37 Entry: 5:40.63 -1.26
	50m: 33.80	100m: 1:13.12 (39.32)	150m: 1:58.13 (45.01)		
	200m: 2:42.56 (44.43)	250m: 3:28.51 (45.95)	300m: 4:16.47 (47.96)		
	350m: 4:58.62 (42.15)	400m: 5:39.37 (40.75)			
23	 Williams Eliza	16	 North Shor...	0.77	5:39.62 Entry: 5:36.86 +2.76
	50m: 34.96	100m: 1:16.41 (41.45)	150m: 2:01.31 (44.90)		
	200m: 2:44.50 (43.19)	250m: 3:34.56 (50.06)	300m: 4:25.97 (51.41)		
	350m: 5:04.07 (38.10)	400m: 5:39.62 (35.55)			
24	 Menzies Laura	15	 Wharenui S...	0.76	5:40.25 Entry: 5:22.36 +17.89
	50m: 34.01	100m: 1:17.43 (43.42)	150m: 1:59.23 (41.80)		
	200m: 2:40.04 (40.81)	250m: 3:29.67 (49.63)	300m: 4:20.61 (50.94)		
	350m: 5:00.77 (40.16)	400m: 5:40.25 (39.48)			
25	 Neems Sophia	15	 Howick Pak...	0.86	5:40.40 Entry: 5:33.38 +7.02
	50m: 32.91	100m: 1:13.58 (40.67)	150m: 2:01.59 (48.01)		
	200m: 2:45.55 (43.96)	250m: 3:33.01 (47.46)	300m: 4:22.78 (49.77)		
	350m: 5:02.45 (39.67)	400m: 5:40.40 (37.95)			
26	 Kennard Shyla	15	 Aquabladz ...	0.75	5:40.48 Entry: 5:25.65 +14.83
	50m: 34.85	100m: 1:16.35 (41.50)	150m: 1:59.41 (43.06)		
	200m: 2:42.08 (42.67)	250m: 3:31.65 (49.57)	300m: 4:21.70 (50.05)		
	350m: 5:02.57 (40.87)	400m: 5:40.48 (37.91)			
27	 McDonnell Maeve	14	 Howick Pak...	0.76	5:40.65 Entry: 5:39.81 +0.84
	50m: 36.12	100m: 1:17.86 (41.74)	150m: 2:04.83 (46.97)		
	200m: 2:49.10 (44.27)	250m: 3:38.41 (49.31)	300m: 4:28.42 (50.01)		
	350m: 5:04.94 (36.52)	400m: 5:40.65 (35.71)			
28	 Smith Kaylee	14	 St Paul's S...	0.60	5:40.84 Entry: 5:42.90 -2.06
	50m: 36.25	100m: 1:19.66 (43.41)	150m: 2:03.88 (44.22)		
	200m: 2:45.68 (41.80)	250m: 3:36.34 (50.66)	300m: 4:26.57 (50.23)		
	350m: 5:04.30 (37.73)	400m: 5:40.84 (36.54)			
29	 Guagenti (V) Loumen	13	 Dumbea N...	0.65	5:42.46 Entry: 5:36.08 +6.38
	50m: 35.55	100m: 1:19.66 (44.11)	150m: 2:04.12 (44.46)		
	200m: 2:49.02 (44.90)	250m: 3:36.17 (47.15)	300m: 4:24.20 (48.03)		
	350m: 5:04.47 (40.27)	400m: 5:42.46 (37.99)			
30	 Pool Elizabeth	14	 Swim Rotor...	0.73	5:42.54 Entry: 5:42.80 -0.26

	50m: 33.97 200m: 2:43.12 (43.97) 350m: 5:03.57 (41.41)	100m: 1:15.41 (41.44) 250m: 3:31.06 (47.94) 400m: 5:42.54 (38.97)	150m: 1:59.15 (43.74) 300m: 4:22.16 (51.10)		
31	 Fletcher Emma	16	 St Paul's S...	0.76	5:43.28 Entry: 5:32.90 +10.38
	50m: 34.44 200m: 2:41.26 (43.07) 350m: 5:02.76 (40.48)	100m: 1:14.90 (40.46) 250m: 3:31.64 (50.38) 400m: 5:43.28 (40.52)	150m: 1:58.19 (43.29) 300m: 4:22.28 (50.64)		
32	 Searle Amelia-Rose	13	 North Shor...	0.60	5:43.70 Entry: 5:38.03 +5.67
	50m: 33.86 200m: 2:42.80 (43.63) 350m: 5:05.32 (39.67)	100m: 1:13.37 (39.51) 250m: 3:35.12 (52.32) 400m: 5:43.70 (38.38)	150m: 1:59.17 (45.80) 300m: 4:25.65 (50.53)		
33	 Leon Merissa	16	 Howick Pak...	0.80	5:43.97 Entry: 5:33.77 +10.20
	50m: 36.41 200m: 2:49.24 (43.77) 350m: 5:07.64 (39.89)	100m: 1:18.95 (42.54) 250m: 3:37.96 (48.72) 400m: 5:43.97 (36.33)	150m: 2:05.47 (46.52) 300m: 4:27.75 (49.79)		
34	 Streletsky Lara	15	 Triton Swim...	0.79	5:44.20 Entry: 5:36.46 +7.74
	50m: 34.23 200m: 2:43.26 (42.17) 350m: 5:05.68 (41.68)	100m: 1:17.24 (43.01) 250m: 3:33.18 (49.92) 400m: 5:44.20 (38.52)	150m: 2:01.09 (43.85) 300m: 4:24.00 (50.82)		
35	 Duske Georgia	13	 Evolution A...	0.52	5:47.70 Entry: 5:42.57 +5.13
	50m: 34.08 200m: 2:43.76 (43.17) 350m: 5:09.29 (40.02)	100m: 1:16.32 (42.24) 250m: 3:37.04 (53.28) 400m: 5:47.70 (38.41)	150m: 2:00.59 (44.27) 300m: 4:29.27 (52.23)		
36	 Tse Hannah	15	 Parnell Swi...	0.61	5:47.80 Entry: 5:39.63 +8.17
	50m: 35.12 200m: 2:47.02 (44.70) 350m: 5:06.63 (42.93)	100m: 1:16.34 (41.22) 250m: 3:35.00 (47.98) 400m: 5:47.80 (41.17)	150m: 2:02.32 (45.98) 300m: 4:23.70 (48.70)		
37	 Thompson Emily	16	 Ice Breaker...	0.72	5:48.52 Entry: 5:36.59 +11.93
	50m: 33.46 200m: 2:51.18 (47.26) 350m: 5:07.42 (41.34)	100m: 1:17.83 (44.37) 250m: 3:36.80 (45.62) 400m: 5:48.52 (41.10)	150m: 2:03.92 (46.09) 300m: 4:26.08 (49.28)		
38	 Cox Tayla	14	 Wharenui S...	0.65	5:50.09 Entry: 5:35.89 +14.20
	50m: 34.38 200m: 2:47.07 (44.74) 350m: 5:10.28 (41.15)	100m: 1:17.02 (42.64) 250m: 3:37.84 (50.77) 400m: 5:50.09 (39.81)	150m: 2:02.33 (45.31) 300m: 4:29.13 (51.29)		
39	 Tang Sarina	13	 St Peter's S...	0.76	5:51.68 Entry: 5:41.17 +10.51
	50m: 35.97 200m: 2:49.73 (45.06) 350m: 5:11.98 (40.50)	100m: 1:19.26 (43.29) 250m: 3:40.39 (50.66) 400m: 5:51.68 (39.70)	150m: 2:04.67 (45.41) 300m: 4:31.48 (51.09)		
40	 Marlow Madison	16	 Hamilton Aq...	0.74	5:52.68 Entry: 5:29.91 +22.77
	50m: 33.85 200m: 2:45.69 (45.04)	100m: 1:13.12 (39.27) 250m: 3:38.56 (52.87)	150m: 2:00.65 (47.53) 300m: 4:32.03 (53.47)		

	350m: 5:12.69 (40.66)	400m: 5:52.68 (39.99)				
41	 Salmons Alyssa	15	 Liz van Wel...	0.71	5:52.71 Entry: 5:37.45 +15.26	
	50m: 35.61 200m: 2:55.96 (47.91) 350m: 5:12.83 (40.46)	100m: 1:19.46 (43.85) 250m: 3:42.83 (46.87) 400m: 5:52.71 (39.88)	150m: 2:08.05 (48.59) 300m: 4:32.37 (49.54)			
42	 Ericson Maddie	13	 Wharenui S...	0.61	5:52.87 Entry: 5:43.01 +9.86	
	50m: 35.51 200m: 2:55.22 (47.19) 350m: 5:15.19 (40.24)	100m: 1:19.02 (43.51) 250m: 3:44.25 (49.03) 400m: 5:52.87 (37.68)	150m: 2:08.03 (49.01) 300m: 4:34.95 (50.70)			
43	 Carter Phoebe	13	 Ice Breaker...	0.56	5:53.80 Entry: 5:56.17 -2.37	
	50m: 38.06 200m: 2:52.17 (43.02) 350m: 5:14.07 (42.10)	100m: 1:25.29 (47.23) 250m: 3:39.95 (47.78) 400m: 5:53.80 (39.73)	150m: 2:09.15 (43.86) 300m: 4:31.97 (52.02)			
44	 Daly Harriett	14	 Tasman Sw...	0.75	5:54.36 Entry: 5:41.88 +12.48	
	50m: 35.06 200m: 2:49.61 (46.10) 350m: 5:13.78 (41.46)	100m: 1:17.63 (42.57) 250m: 3:39.67 (50.06) 400m: 5:54.36 (40.58)	150m: 2:03.51 (45.88) 300m: 4:32.32 (52.65)			
45	 Dorricott Ryleigh	13	 Whanganui...	0.79	5:54.83 Entry: 5:46.29 +8.54	
	50m: 36.70 200m: 2:51.08 (43.27) 350m: 5:15.82 (40.48)	100m: 1:22.46 (45.76) 250m: 3:43.49 (52.41) 400m: 5:54.83 (39.01)	150m: 2:07.81 (45.35) 300m: 4:35.34 (51.85)			
46	 Bryan Emma	14	 Greymouth ...	0.68	5:58.57 Entry: 5:42.04 +16.53	
	50m: 36.00 200m: 2:50.67 (46.23) 350m: 5:19.13 (42.07)	100m: 1:16.73 (40.73) 250m: 3:44.09 (53.42) 400m: 5:58.57 (39.44)	150m: 2:04.44 (47.71) 300m: 4:37.06 (52.97)			
47	 D'Ath Nicola	15	 St Peter's S...	0.65	5:58.94 Entry: 5:42.47 +16.47	
	50m: 37.74 200m: 2:56.88 (45.06) 350m: 5:18.74 (42.83)	100m: 1:24.37 (46.63) 250m: 3:44.42 (47.54) 400m: 5:58.94 (40.20)	150m: 2:11.82 (47.45) 300m: 4:35.91 (51.49)			
48	 Chan Gariad	13	 Mt Wellingt...	0.60	6:06.71 Entry: 5:55.16 +11.55	
	50m: 37.36 200m: 2:54.54 (45.82) 350m: 5:25.77 (43.70)	100m: 1:21.57 (44.21) 250m: 3:47.78 (53.24) 400m: 6:06.71 (40.94)	150m: 2:08.72 (47.15) 300m: 4:42.07 (54.29)			
49	 Shao Catherine	13	 Triton Swim...	0.79	6:07.66 Entry: 5:52.27 +15.39	
	50m: 37.70 200m: 2:57.19 (45.16) 350m: 5:26.64 (41.23)	100m: 1:25.57 (47.87) 250m: 3:50.79 (53.60) 400m: 6:07.66 (41.02)	150m: 2:12.03 (46.46) 300m: 4:45.41 (54.62)			
50	 Doney Aubrey	14	 Wharenui S...	0.77	6:08.25 Entry: 5:47.43 +20.82	
	50m: 40.26 200m: 3:01.35 (45.54) 350m: 5:29.26 (43.98)	100m: 1:26.38 (46.12) 250m: 3:53.32 (51.97) 400m: 6:08.25 (38.99)	150m: 2:15.81 (49.43) 300m: 4:45.28 (51.96)			

51	 Lam Ashley	13	 Howick Pak...	0.76	6:09.63 Entry: 5:52.71 +16.92			
						50m: 35.93	100m: 1:26.00 (50.07)	150m: 2:15.02 (49.02)
						200m: 3:03.19 (48.17)	250m: 3:54.94 (51.75)	300m: 4:48.72 (53.78)
						350m: 5:30.01 (41.29)	400m: 6:09.63 (39.62)	
-	 Skidmore Millie	14	 Trojans Swi...		DNS			